



ಬೃಹತ್ ಬೆಂಗಳೂರು ಮಹಾನಗರ ಪಾಲಿಕೆ
Bruhat Bengaluru Mahanagara Palike



BBMP COVID-19 WAR ROOM 04.12.2022



OVERVIEW OF COVID-19 IN BENGALURU

CASE TRENDS ACTIVE CASES **1,550**

<u>Confirmed Cases</u>	<u>Recovered Cases</u>	<u>Death Cases</u>
16	20	0
18,76,256 [#]	18,57,716 [#]	16,990 [#]

HOSPITALIZATION **2**

<u>ICU – V</u>	<u>ICU</u>	<u>HDU</u>	<u>General</u>
-	-	-	2

INCLUDES GOVT. QUOTA AND PRIVATE WALK-IN HOSPITALIZATION

VACCINATION **622** 2,04,92,604[#]

<u>First Dose</u>	<u>Second Dose</u>	<u>Precaution Dose</u>
51	92	479
96,79,444 [#]	94,83,709 [#]	13,29,451 [#]

TRIAGING

MTU

3

ACTIVE CZs

0

TESTING **796** 3,19,87,856[#]

<u>Positivity : 3.13%</u>	<u>RAT</u>	<u>RTPCR</u>
<small>*FOR LAST 7 DAYS</small>	115	681

Tele Triage

10

MCZs (< 5 cases)

0

Clusters (> 5 cases)

0

: indicates cumulative numbers till date



ABSTRACT OF COVID-19 SCENARIO IN BENGALURU

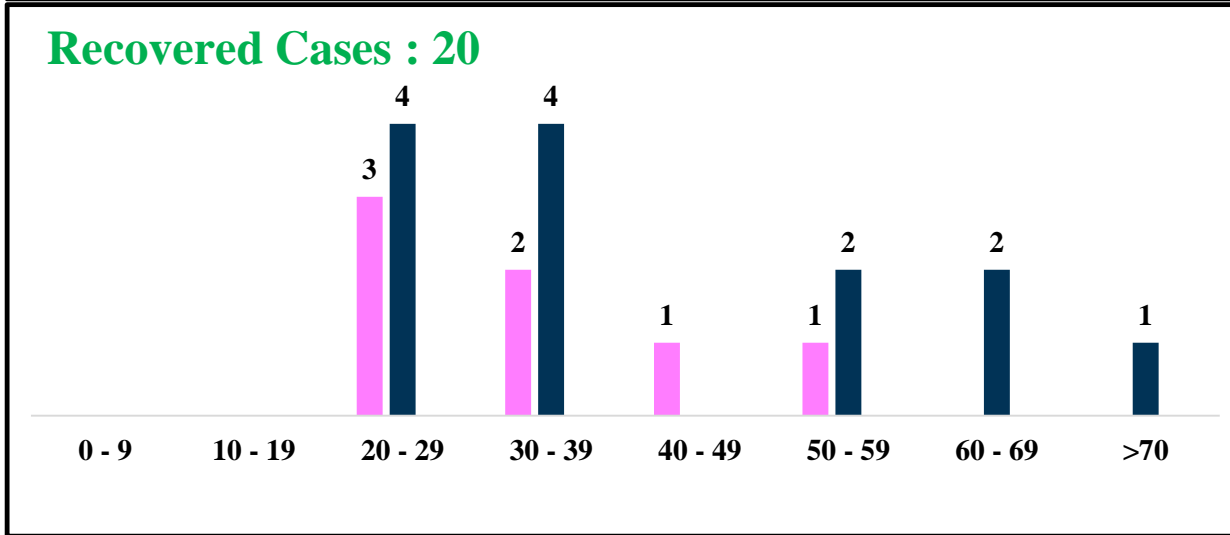
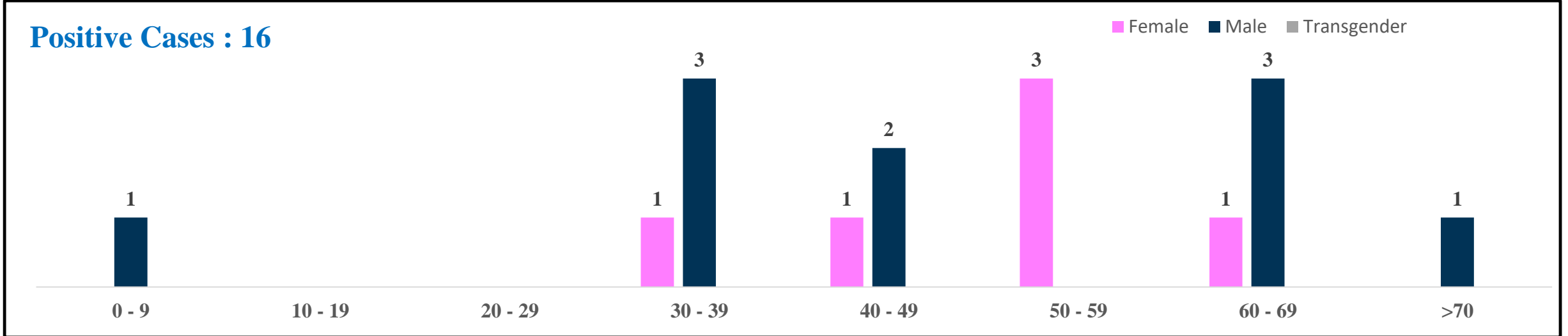


	MALE			FEMALE			TRANSGENDER			TOTAL		
	Last 24 Hours	Last 7 Days	Cumulative	Last 24 Hours	Last 7 Days	Cumulative	Last 24 Hours	Last 7 Days	Cumulative	Last 24 Hours	Last 7 Days	Cumulative
Positive Cases	10	125	11,05,653	6	93	7,69,711	0	0	196	16	218	18,76,256
Recovered Cases	13	90	10,93,766	7	70	7,63,856	0	0	187	20	160	18,57,716
Death Cases	0	0	10,760	0	0	6,226	0	0	4	0	0	16,990
Total Tests Done	In Last 24 hrs. : 796			In last 7 days : 6,974			Cumulative : 3,19,87,856					
Vaccine Doses Administered	In Last 24 hrs. : 622			In last 7 days : 1,691			Cumulative : 2,04,92,604					
ACTIVE CASES									1,550			

*Covid deaths occurred today : 00 | Covid deaths occurred beyond last 24hrs., reported today : 00



LAST 24 HOURS AGE GROUP AND GENDER WISE DISTRIBUTION

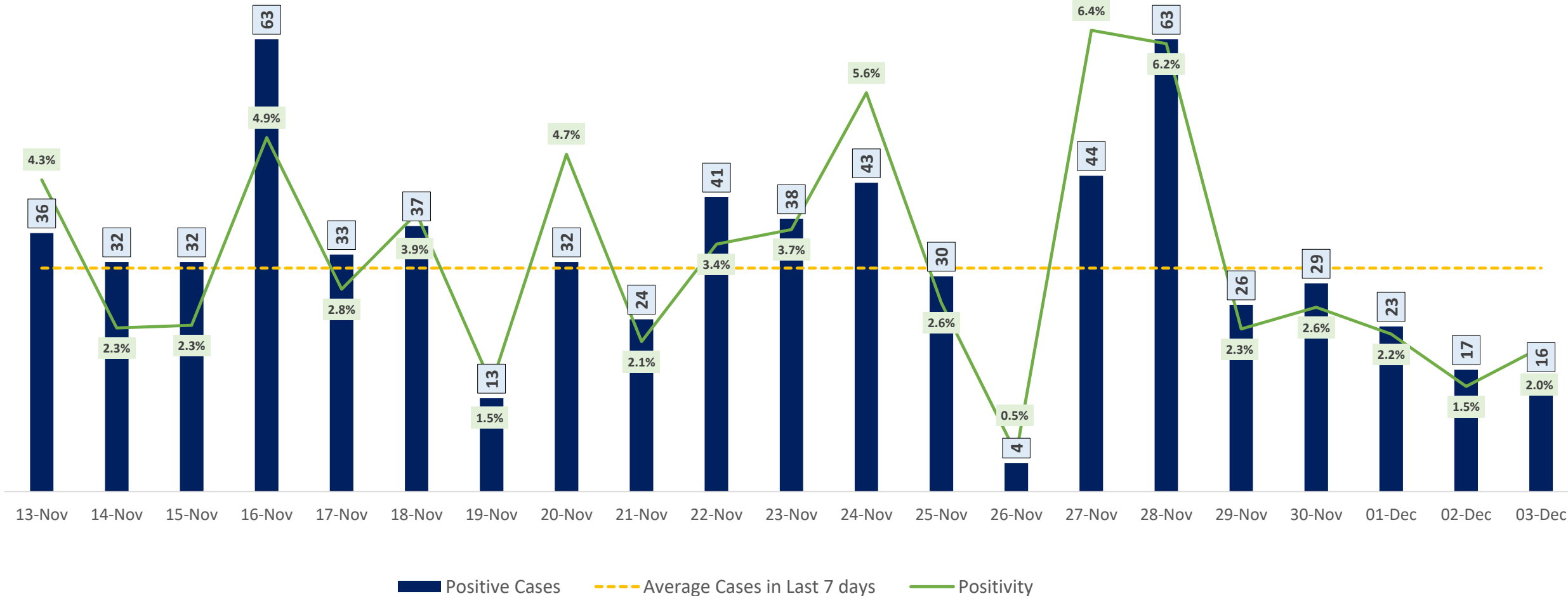




POSITIVITY RATE OF BENGALURU – LAST 21 DAYS



Average Cases in Last 7 days : 31

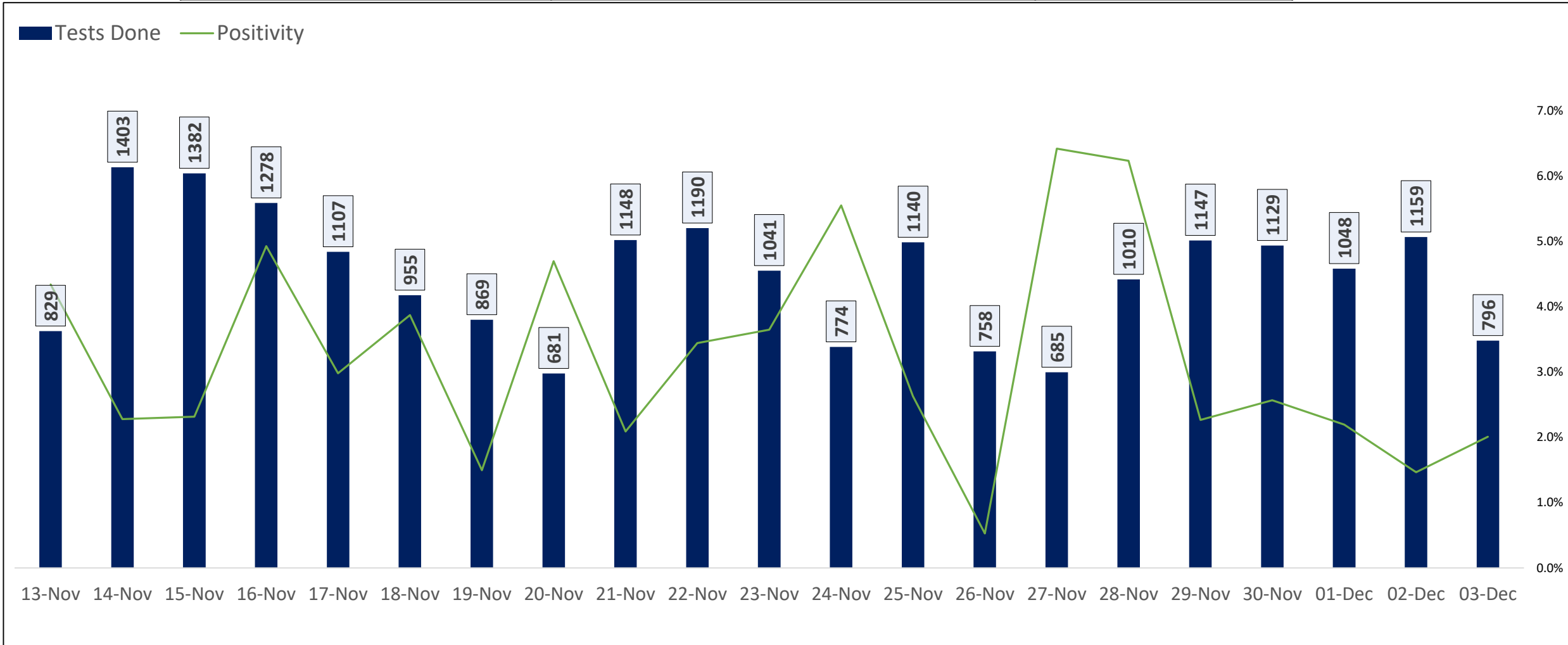




TESTING TRENDS IN BENGALURU

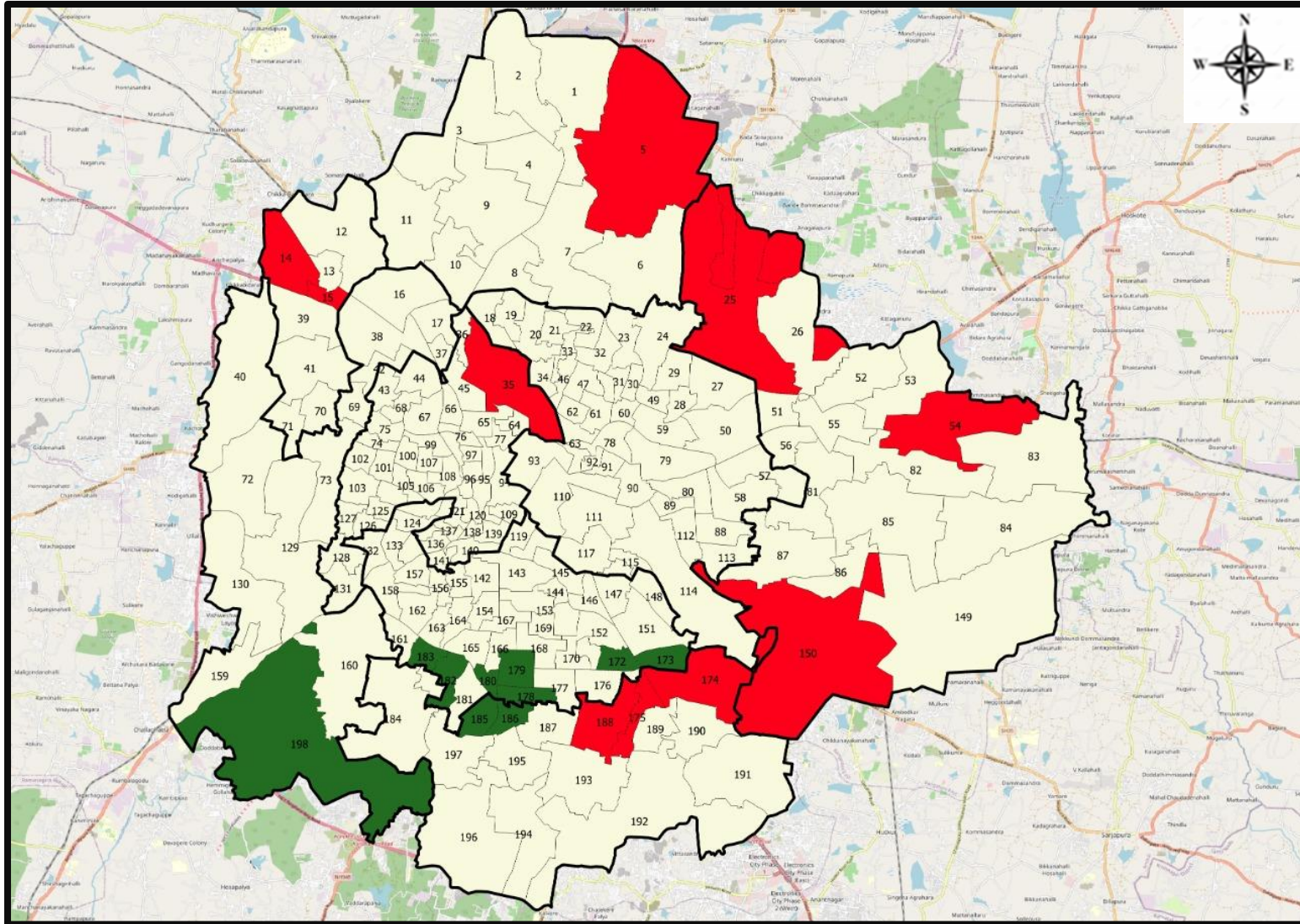


Total Test Conducted Till Date	Test Conducted Last 24 hours	Last 7 Days Average
3,19,87,856	796	996





BENGALURU URBAN MAP SHOWING TREND OF POSITIVE CASES IN LAST 7 DAYS



Top 10 wards reporting highest number of positive cases in last 10 days

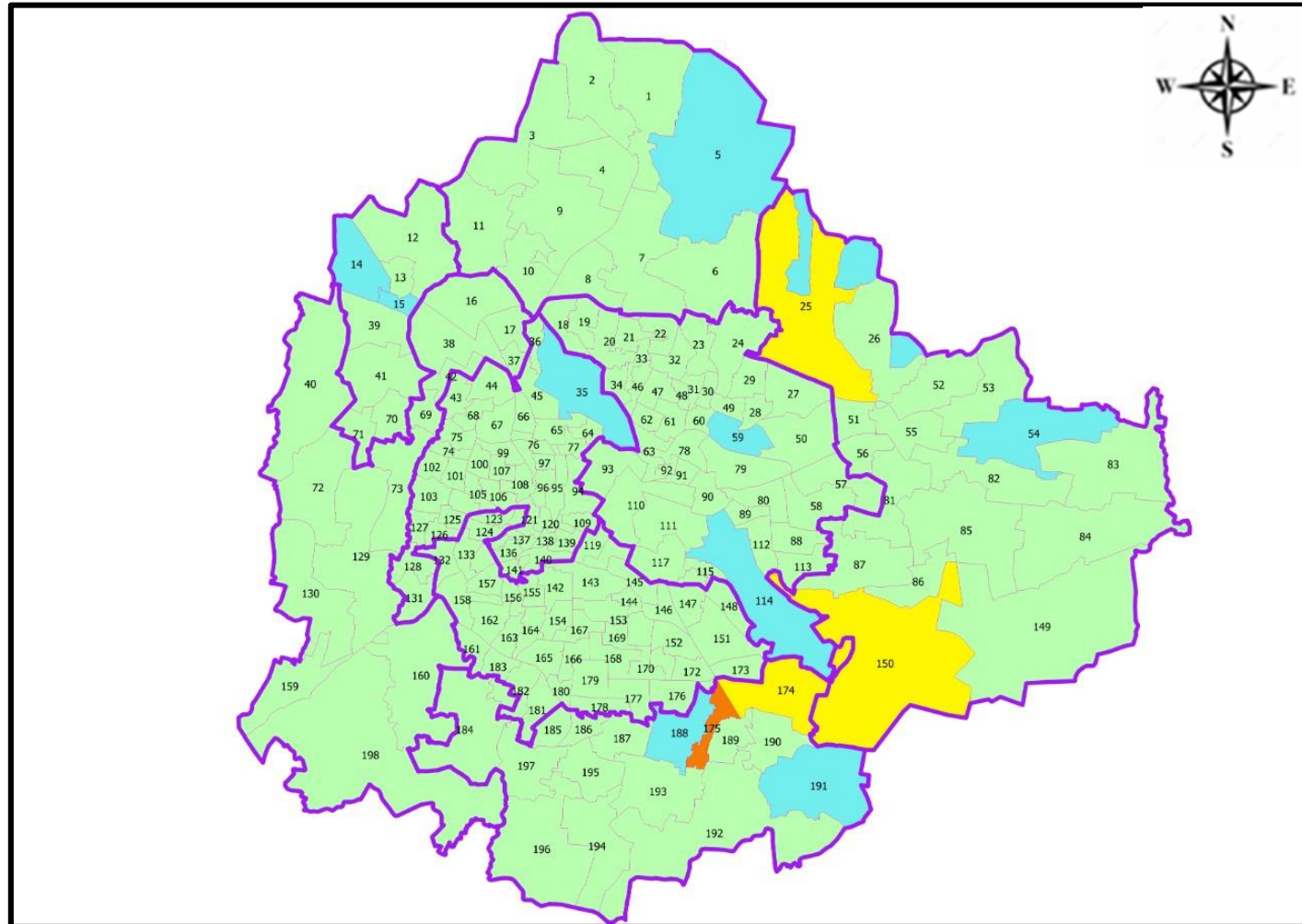
Ward No.	Ward Name	Daily Cases Average
175	Bommanahalli	2
150	Bellanduru	1
25	Horamavu	1
174	HSR Layout	1
188	Bilekhali	1
5	Jakkuru	0
14	Bagalakunte	0
15	T Dasarahalli	0
35	Aramane Nagar	0
54	Hudi	0







Top 10 wards reporting least number of positive cases in last 7 days

Ward No.	Ward Name	Daily Cases Average
198	Hemmigepura	0
186	Jaraganahalli	0
185	Yelchenahalli	0
183	Chikkalsandra	0
182	Padmanabha Nagar	0
180	Banashankari Temple Ward	0
179	Shakambari Nagar	0
178	Sarakki	0
173	Jakkasandra	0
172	Madivala	0



BENGALURU MAP SHOWING INTENSITY OF POSITIVE CASES IN LAST 7 DAYS



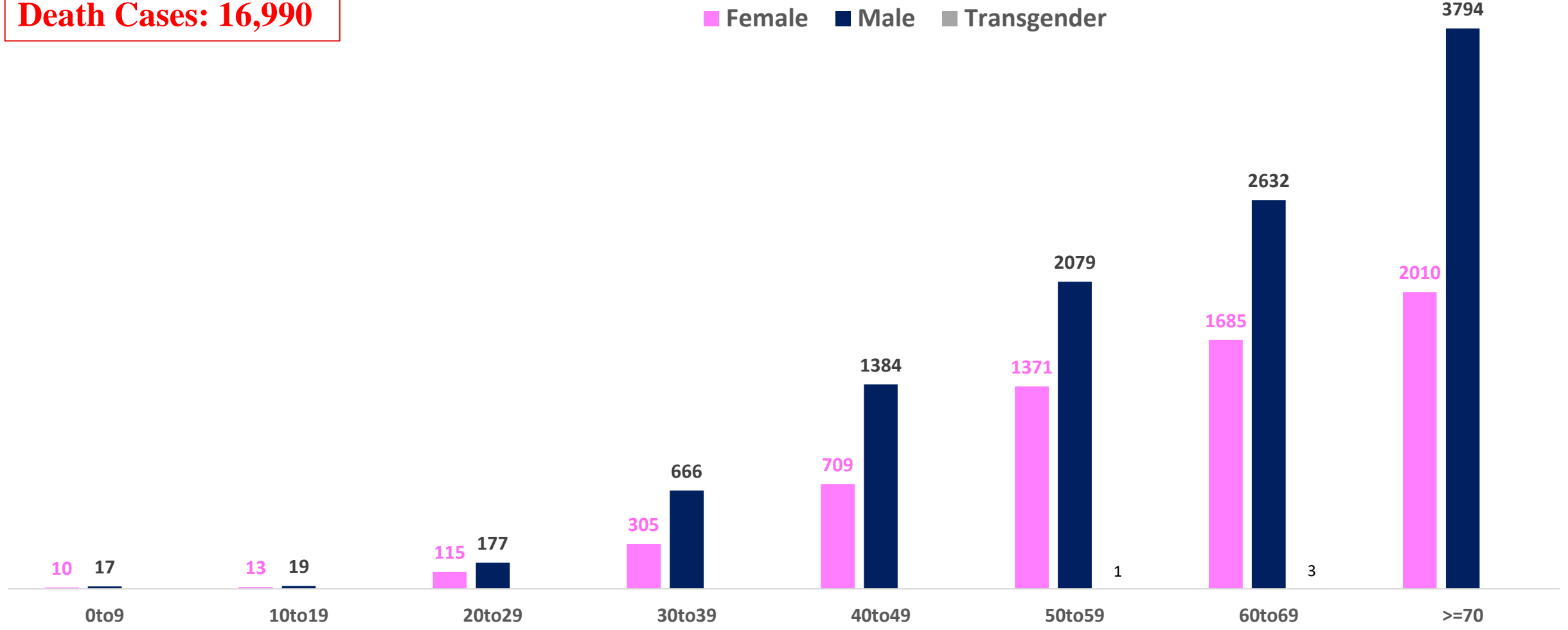
-  **Level 1 : 0 to 2 Cases**
-  **Level 2 : 2 to 5 Cases**
-  **Level 3 : 5 to 10 Cases**
-  **Level 4 : 10 to 25 Cases**
-  **Level 5 : More than 25 Cases**
-  **Zone Boundaries**



AGE AND GENDER WISE DISTRIBUTION OF DEATH CASES



Death Cases: 16,990





COVID-19 SCENARIO IN BENGALURU AND OTHER METROPOLITAN CITIES



CITY NAME	Positive Cases	Active Cases	Recovered	Deceased	Vaccine Doses Administered
New Delhi	20,06,981	31	19,80,432	26,518	3,73,17,328
Bengaluru*	18,76,256	1,550	18,57,716	16,990	2,37,78,980
Mumbai	11,53,994	58	11,34,192	19,744	2,21,34,555
Chennai	7,93,115	29	7,84,015	9,071	1,13,96,462

Source : <https://dashboard.cowin.gov.in/> at 5:00pm (04.12.2022)
Source : <https://www.covid19bharat.org/> at 5:00pm (04.12.2022)

*includes BBMP & Bengaluru Urban



SNAPSHOT OF COVID-19 CASES IN BENGALURU URBAN



**Total Wards With
< = 5 Cases* :
194**

**Tests Conducted
on 03.12.2022:
796**

**Recovery
Rate*:
99.01%**

**Total
Active Cases :
1,550**

**Total Vaccinated
on 03.12.2022:
622**

**Positivity
Rate* :
3.13%**

**Active
Rate*:
0.08%**

**Case
Fatality Rate* :
0.00%**





*Total positive cases In the past 7 days

*CFR and positivity is for Past 7 days



ಬೃಹತ್ ಬೆಂಗಳೂರು ಮಹಾನಗರ ಪಾಲಿಕೆ
Bruhat Bengaluru Mahanagara Palike



Download BBMP Bulletin	https://apps.bbmpgov.in/covid19/mediabulletin.php
To register for vaccination :	https://selfregistration.cowin.gov.in/
BBMP COVID19 Dashboard:	https://apps.bbmpgov.in/covid19/
Follow us on:	 www.facebook.com/bbmp.comm1/
	 twitter.com/BBMPCOMM
	  BBMPSplHealth

Issued by:

Honorable Chief Commissioner, BBMP
Special Commissioner Health & IT, BBMP
MD, Bengaluru Smart City Limited

THANK YOU !

